



**DRONACHARYA**  
SR. SEC. SCHOOL MUBARIKPUR (JH)  
AFFILIATED TO CBSE NEW DELHI, Aff No. 530945 |

## **Summer Holidays Homework**

**Class:- II**

Dear Students,

As the summer sun rises higher and the days stretch longer, it's time to pause, reflect, and recharge. The months of May and June bring with them not just warmth, but also the perfect opportunity to reconnect—with ourselves, with our families, and with the world around us.

Let us remember: "A mind stretched by new experiences can never go back to its old dimensions." This summer, let curiosity lead you, compassion guide you, and creativity energize you.

As part of the Summer Holiday Engagement 2025, we encourage you to stay indoors during peak hours, remain hydrated, and take thoughtful care of the ecology and environment around you. Even small steps—like reducing plastic use, saving electricity, and caring for plants—can bring meaningful change.

This year's holiday homework is designed to nurture Social, Emotional, and Experiential Learning. Whether you're experimenting in the kitchen, helping out at home, writing in your journal, or diving into a book—know that each activity contributes to your growth.

Let this summer be more than just a break. Let it be a season of purposeful rest, joyful discovery, and mindful action.

I believe in your potential to make a difference and look forward to seeing your spirit shine through in every page of your work.

Stay safe, stay curious, and above all—stay kind.

Warm wishes,  
Class Teacher

## GENERAL INSTRUCTIONS


- Complete your homework in the given time period.
- Make a separate single notebook for all subjects.
- In every subject you will get marks of holidays homework. So , take it very seriously and send the photos and videos to the concerned teacher on scheduled time.

English	<p><b>Writing Scope-</b> 10 page write, New Words , Word Meaning of Lesson-1,2</p> <p><b>Reading Scope-</b> Read Lesson-1.,2 ( Three times)</p> <p><b>Activity-</b></p> <ol style="list-style-type: none"><li>1. Visit a nearby poultry farm and observe the following:-<ol style="list-style-type: none"><li>1. Count the number of hens and their chicks.</li><li>2. Note what they are feeding on. ( Grain, Proteins, Supplement)</li></ol></li><li>2. Visit your village and observe the following:-<p>Animals used for plowing and their agricultural tasks. ( Oxen, Buffaloes, Cows, Donkeys, Mules)</p><p>Take pictures of these animals and paste its on an A4 sized sheet with its name.</p></li><li>3. With the help of your mother or grandmother, list down the ingredients required for making chutney. Also help your mother in making chutney.</li><li>4. Panchatantra is one such story book. Read about any one Panchatantra tale and discuss the story with your parents and grandparents.</li></ol> <p><b>Worksheet – 1</b> <b>Worksheet – 2</b> <b>Worksheet – 3</b> <b>Worksheet – 4</b></p>
EVS	<p><b>Writing Scope-</b> 10 page write, New Words and Word Meaning of Lesson -1,2,3,4</p> <p><b>Reading Scope-</b> Read Lesson-1,2,3,4 ( three times)</p> <p><b>Activity-</b></p> <ol style="list-style-type: none"><li>1. Make a chart of family tree with Peepal Leaves</li><li>2. On a A4 size sheet, paste five picture of doing different activities, under each picture, write which body part helped you in doing that activity.</li><li>3. Grow a sapling in a pot and observe its growth into a plant.</li><li>4. Make a list of Good Habits with pictures on A4 Size sheet.</li></ol> <p><b>Worksheet – 1</b> <b>Worksheet – 2</b> <b>Worksheet – 3</b> <b>Worksheet – 4</b></p>
Maths	<p><b>Writing Scope-</b> Write tables 2 to 10 ( 3 times ) Write tables 11 to 15 (3 times) Write Number Names( 1to 100) Write Counting ( 1 to 100) ( 2 times) Write Back counting ( 100 to 1) ( 2 times)</p> <p><b>Activity-</b></p> <ol style="list-style-type: none"><li>1. Write the names of 10 Indian Cricket players and their jersey numbers. Write these numbers in ascending and descending order, in Number Names and Smallest and biggest number on an A4 size sheet.</li><li>2. Create a cartoon character using straight lines.</li><li>3. A baby is born with around 300 bones., but as they grow, many of these bones join together to form 206 bones in an adult. Write the number of bones in words. Newborn-_____ Adult-_____ How many bones do you have? Ask your parents and write in number and number names.- _____</li></ol>

	<b>Worksheet – 1</b> <b>Worksheet – 2</b> <b>Worksheet – 3</b> <b>Worksheet – 4</b>
GK	<p><b>1. Know Your India</b></p> <p>✍ Make a colorful chart/poster of 5 Indian States:</p> <p>✍ Paste or draw their famous food, dress, and monument.</p> <p>✍ Write their capital name.</p> <p><b>2. Nature Walk Diary</b></p> <p>✍ Go for a walk with your family.</p> <p>✍ Observe 5 things from nature (e.g., bird, flower, tree, insect, cloud).</p> <p>✍ Draw them and write 1 line about each (e.g., "The butterfly was colorful and sat on a flower.").</p> <p><b>3. Quiz Time with Family</b></p> <p>✍ Create a mini quiz game (5 questions) on G.K. to play with your family.</p> <p><b>Example questions:</b></p> <ul style="list-style-type: none"> <li>◊ Who is the President of India?</li> <li>◊ What is the national bird of India?</li> </ul> <p><b>4. My G.K. Scrapbook</b></p> <ul style="list-style-type: none"> <li>◊ Make a scrapbook with these sections:</li> <li>◊ Famous People (cut and paste pictures of 3 famous people and write who they are)</li> <li>◊ National Symbols (paste pictures of national animal, flower, bird, flag)</li> <li>◊ My Favourite Festival – Paste a picture and write 2 lines about why you like it.</li> </ul> <p><b>Instructions for Students &amp; Parents:</b></p> <p>✍ Use colored sheets, stickers, drawings, and pictures from newspapers/magazines.</p> <p>✍ Encourage creativity, but focus on learning and fun.</p> <p>✍ Bring all work in a folder or decorated file.</p>
Hindi	<p>• साफ और सुंदर लिखने का प्रयास करें ।</p> <p>1) सात सुलेख लिखें ।</p> <p>2) चिड़ियाघर में कौन-कौन से पशु - पक्षी होते हैं? a4 साइज शीट पर कुछ पशु या पक्षियों के चित्र चिपकाकर उनके नाम लिखिए ।</p> <p style="text-align: center;">अथवा</p> <p>ग्रीष्मकालीन अवकाश के दौरान आप कहां घूमने गए हैं ? किसके साथ गए हैं ? इसे अपने परिवार के सहयोग से कहानी के रूप में उत्तर पुस्तिका ( नोटबुक ) में लिखें ।</p> <p>3) “ जल ही जीवन है ” इस विषय पर सात वाक्य लिखिए ।</p> <p>4) वर्ण और उसके भेद पर एक चार्ट बनाइए ।</p> <p style="text-align: center;">अथवा</p> <p>चार्ट पर उगते हुए सूरज का चित्र बनाकर प्रातः (सुबह) का मनमोहक दृश्य चित्र अंकित कीजिए ।</p> <p>5) “ पितृ दिवस ” पर 15 जून को अपने पिताजी के लिए शुभकामना का कार्ड बनाकर उन्हें पितृ दिवस की हार्दिक शुभकामनाएं दीजिए ।</p> <p>6) यह खेलते वक्त आपके मित्र को चोट लग जाए तो आप सबसे पहले क्या करेंगे ? इस विचार को नोटबुक में लिखिए ।</p> <p>7) अपने जीवन ( बचपन ) की एक घटना का विवरण अपने परिवार के सहयोग से नोटबुक में लिखें ।</p> <p>8) अपने भाई - बहन के साथ मिलकर “ पेड़ों की दुनिया ” नामक शीर्षक लेते हुए a4 साइज शीट पर एक कविता लिखें ।</p> <p>9) हिंदी पाठ्य पुस्तक ( सुनहरी धूप):-</p> <p>* पाठ- 1 से पाठ - 4 याद करें ।</p> <p><b>## हिंदी व्याकरण (वर्तिका ):-</b></p> <p>* पाठ -1 से पाठ -2 याद करें।</p>

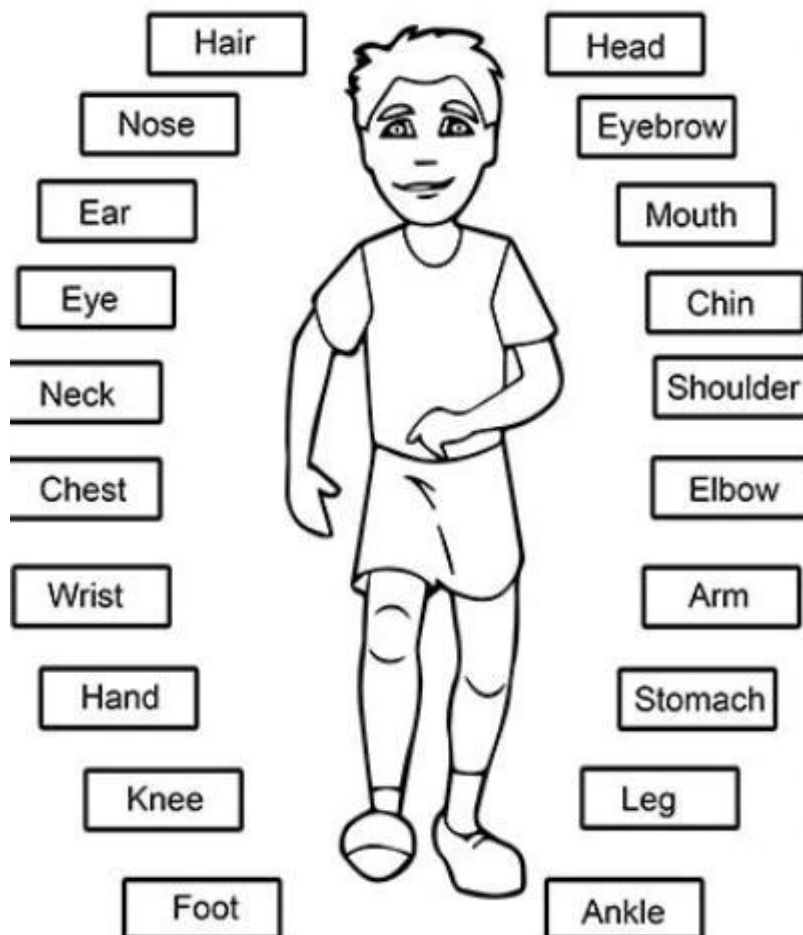
# My Family Tree

Write the names of your family members.



## BODY PARTS

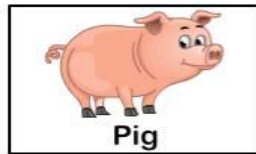
Draw a line from each label to the right part of body.





### Worksheet – 3

Match the animals with their youngone.



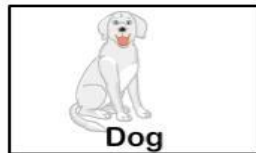

•

•




•

•




•

•




•

•



•

•



Copy right © Turtlediary.com. All rights reserved www.turtlediary.com

### Worksheet – 4

#### Good Habits

Q. Drag and drop the appropriate pictures into the correct box.

sorry , please , thank you , helpful ,  
excuse me , sharing , respect

c	u	b	e	b	s	o	r	r	y
t	h	a	n	k	y	o	u	s	o
t	f	b	p	l	e	a	s	e	w
h	e	l	p	f	u	l	p	o	d
e	x	c	u	s	e	m	e	x	r
d	z	s	e	s	t	a	k	i	d
s	h	a	r	i	n	g	i	v	e
s	p	d	r	e	s	p	e	c	t
l	o	l	l	i	p	o	p	e	y

## Proper Nouns vs Common Nouns

Sort the nouns as common and proper, and write them in the appropriate column.



Common Nouns	Proper Nouns

## Worksheet- 2

Write an expression that matches the picture!

Angry

Happy

Sad

Afraid

Shock



\_\_\_\_\_



\_\_\_\_\_



\_\_\_\_\_



\_\_\_\_\_



\_\_\_\_\_

### Worksheet – 3

Fill in the feminine gender of these words. Choose from the words in the box.

sister	lioness	aunt	woman	queen
daughter	lady	princess	Mrs.	mother
mama	granddaughter	duck	she	hen
witch	madam	cow	waitress	peahen

Masculine	Feminine	Masculine	Feminine
brother		lion	
father		man	
king		uncle	
prince		son	
Mr.		gentleman	
papa		drake	
peacock		waiter	
grandson		rooster	
bull		he	
sir		wizard	

### Worksheet – 4

#### Plural Nouns

*A singular noun names one person, place, or thing.  
A plural noun names more than one person, place or thing.  
Add **es** to singular nouns that end with sh, ch, x, z, and s to make them plural.*

Directions: Add **es** to make the plural form of each noun. Write the new word on the line.

1. dish	_____	2. fox	_____
3. peach	_____	4. wish	_____
5. church	_____	6. box	_____
7. couch	_____	8. bus	_____
9. punch	_____	10. lunch	_____
11. brush	_____	12. pouch	_____
13. bush	_____	14. glass	_____
15. crutch	_____	16. boss	_____

Subject : Maths

Worksheet – 1

1	$\begin{array}{r} 25 \\ + 21 \\ \hline \end{array}$	2	$\begin{array}{r} 93 \\ + 92 \\ \hline \end{array}$	3	$\begin{array}{r} 23 \\ + 24 \\ \hline \end{array}$
4	$\begin{array}{r} 19 \\ + 73 \\ \hline \end{array}$	5	$\begin{array}{r} 19 \\ + 40 \\ \hline \end{array}$	6	$\begin{array}{r} 25 \\ + 57 \\ \hline \end{array}$
7	$\begin{array}{r} 50 \\ + 16 \\ \hline \end{array}$	8	$\begin{array}{r} 29 \\ + 82 \\ \hline \end{array}$	9	$\begin{array}{r} 91 \\ + 73 \\ \hline \end{array}$
10	$\begin{array}{r} 30 \\ + 42 \\ \hline \end{array}$	11	$\begin{array}{r} 30 \\ + 61 \\ \hline \end{array}$	12	$\begin{array}{r} 35 \\ + 85 \\ \hline \end{array}$
13	$\begin{array}{r} 25 \\ + 14 \\ \hline \end{array}$	14	$\begin{array}{r} 68 \\ + 85 \\ \hline \end{array}$	15	$\begin{array}{r} 90 \\ + 72 \\ \hline \end{array}$

Worksheet - 2

## Comparing Numbers

Compare the numbers by using  $<$ ,  $>$ , or  $=$ .



545 ○ 534	882 ○ 828	344 ○ 423
674 ○ 676	656 ○ 562	644 ○ 624
599 ○ 595	737 ○ 735	582 ○ 833
287 ○ 287	945 ○ 954	763 ○ 763
535 ○ 553	870 ○ 807	882 ○ 828
448 ○ 484	633 ○ 633	797 ○ 577



### Worksheet – 3

Solve the addition equations and write down the totals.

1 
$$\begin{array}{r} 187 \\ + 510 \\ \hline \end{array}$$

2 
$$\begin{array}{r} 222 \\ + 66 \\ \hline \end{array}$$

3 
$$\begin{array}{r} 690 \\ + 208 \\ \hline \end{array}$$

4 
$$\begin{array}{r} 421 \\ + 116 \\ \hline \end{array}$$

5 
$$\begin{array}{r} 326 \\ + 642 \\ \hline \end{array}$$

6 
$$\begin{array}{r} 271 \\ + 401 \\ \hline \end{array}$$

7 
$$\begin{array}{r} 343 \\ + 120 \\ \hline \end{array}$$

8 
$$\begin{array}{r} 501 \\ + 123 \\ \hline \end{array}$$

9 
$$\begin{array}{r} 205 \\ + 503 \\ \hline \end{array}$$

10 
$$\begin{array}{r} 307 \\ + 511 \\ \hline \end{array}$$

11 
$$\begin{array}{r} 111 \\ + 532 \\ \hline \end{array}$$

12 
$$\begin{array}{r} 504 \\ + 415 \\ \hline \end{array}$$

13 
$$\begin{array}{r} 640 \\ + 142 \\ \hline \end{array}$$


14 
$$\begin{array}{r} 410 \\ + 536 \\ \hline \end{array}$$

15 
$$\begin{array}{r} 213 \\ + 250 \\ \hline \end{array}$$

### Worksheet – 4


### Fun Activity

How much is the bun  ?

 = ₹16

 = ₹24

 = ₹23

 = ₹20

 = ₹3  
 = ₹4  
 = ₹6  
 = ₹7

